



PRE-MATCH REPORT



FC NANTES



STADE DE REIMS

2019/2020 season
Match day 5
Sunday 15 September 2019
Stade de la Beaujoire - Louis Fonteneau

**STATS
PERFORM**

Edition date: Thursday 12 September 2019



POSITION

7

7 Points

FC NANTES vs STADE DE REIMS

Sunday 15 September 2019 - Match Day 5

POSITION

6

7 Points



HEAD TO HEAD - LIGUE 1 SINCE 2007/2008

| | FC Nantes | Reims | FC Nantes | Reims |
|--------------|-----------|-------|-----------|-------|
| | Wins | Wins | Goals | Goals |
| Overall | 1 | 3 | 4 | 7 |
| At FC Nantes | 1 | 0 | 2 | 1 |
| At Reims | 0 | 3 | 2 | 6 |

TEAM STATISTICS - 2019/2020 SEASON

FC NANTES

STADE DE REIMS

SEASON RECORD

| WINS | DRAWN | LOSSES | GF | GA | GD | PTS |
|------|-------|--------|----|----|----|-----|
| 2 | 1 | 1 | 4 | 3 | 1 | 7 |

| WINS | DRAWN | LOSSES | GF | GA | GD | PTS |
|------|-------|--------|----|----|----|-----|
| 2 | 1 | 1 | 4 | 1 | 3 | 7 |

FORM - LAST 5 GAMES

| MD | Opponent | H/A | Score | Result |
|----|-------------|-----|-------|--------|
| 38 | Strasbourg | H | 0 - 1 | L |
| 1 | LOSC | A | 1 - 2 | L |
| 2 | OM | H | 0 - 0 | D |
| 3 | Amiens SC | A | 2 - 1 | W |
| 4 | Montpellier | H | 1 - 0 | W |

| MD | Opponent | H/A | Score | Result |
|----|------------|-----|-------|--------|
| 38 | Paris SG | H | 3 - 1 | W |
| 1 | OM | A | 2 - 0 | W |
| 2 | Strasbourg | H | 0 - 0 | D |
| 3 | Brest | A | 0 - 1 | L |
| 4 | LOSC | H | 2 - 0 | W |

SITUATIONAL RECORDS

RECORD AFTER LEADING 1-0

| | |
|------|---|
| Wins | 2 |
|------|---|

RECORD AFTER TRAILING 1-0

| | |
|--------|---|
| Losses | 1 |
|--------|---|

RECORD AFTER LEADING 1-0

| | |
|------|---|
| Wins | 2 |
|------|---|

RECORD AFTER TRAILING 1-0

| | |
|--------|---|
| Losses | 1 |
|--------|---|



POSITION

7

7 Points

FC NANTES vs STADE DE REIMS

Sunday 15 September 2019 - Match Day 5

POSITION

6

7 Points



TEAM STATISTICS - 2019/2020 SEASON

| FC NANTES | | | | STADE DE REIMS | | | |
|-----------|------|-------------------------------|---------|----------------|------|--|--|
| TEAM | RANK | STATISTIC | LGE AVG | TEAM | RANK | | |
| 4 | 9 | GOALS | 4.8 | 4 | 9 | | |
| 3 | 4 | GOALS CONCEDED | | 1 | 1 | | |
| 17.0 | 1 | SHOTS / MATCH | 11.9 | 10.0 | 15 | | |
| 8.5 | 4 | SHOTS CONCEDED / MATCH | | 8.0 | 3 | | |
| 2 | 3 | HIT WOODWORK | 1.1 | 0 | 12 | | |
| 51.2% | 8 | POSSESSION % | 50.0% | 46.6% | 14 | | |
| 528.8 | 5 | PASSES / MATCH | 499.9 | 455.8 | 15 | | |
| 82.5% | 11 | PASSING ACCURACY | 83.1% | 78.9% | 18 | | |
| 2 | 3 | CLEAN SHEETS | 1.3 | 3 | 1 | | |
| 1 | 5 | FAILED TO SCORE | | 2 | 12 | | |

PLAYER LEADERS - 2019/2020 SEASON

| TOTAL | PER MATCH* | STATISTIC | TOTAL | PER MATCH* |
|------------------|------------|------------------------|-------------------|------------|
| Kalifa Coulibaly | 1 | GOALS | Boulaye Dia | 1 |
| | | | Hyun-jun Suk | 0.33 |
| Mehdi Abeid | 1 | ASSISTS | Boulaye Dia | 1 |
| | | | Boulaye Dia | 0.25 |
| Abdoulaye Toure | 11 | SHOTS | Boulaye Dia | 9 |
| | | | Boulaye Dia | 2.25 |
| Kalifa Coulibaly | 4 | SHOTS ON TARGET | Boulaye Dia | 4 |
| | | | Boulaye Dia | 1.00 |
| Valentin Rongier | 10 | SHOT ASSISTS | Xavier Chavalerin | 7 |
| | | | Xavier Chavalerin | 1.75 |
| Fabio | 281 | TOUCHES | Yunis Abdelhamid | 245 |
| | | | Yunis Abdelhamid | 61.3 |
| Fabio | 258 | PASSES | Yunis Abdelhamid | 222 |
| | | | Yunis Abdelhamid | 55.5 |

*Minimum 3 matches played

FC NANTES - RECORDS & RESULTS

LIGUE 1 CONFORAMA 2019/2020



RECORDS

| Records | Wins | Draws | Losses | Points | Points / Match |
|---------|------|-------|--------|--------|----------------|
| Overall | 2 | 1 | 1 | 7 | 1.75 |
| Home | 1 | 1 | 0 | 4 | 2.00 |
| Away | 1 | 0 | 1 | 3 | 1.50 |

RESULTS

| Date | MD | H/A | Opponent | Result | Score | Shots | Shots conceded | Possession % |
|----------|----|-----|-------------|--------|-------|-------|----------------|--------------|
| 11/08/19 | 1 | A | LOSC | L | 1 - 2 | 13 | 13 | 44.6% |
| 17/08/19 | 2 | H | OM | D | 0 - 0 | 15 | 9 | 51.6% |
| 24/08/19 | 3 | A | Amiens SC | W | 2 - 1 | 26 | 3 | 60.5% |
| 31/08/19 | 4 | H | Montpellier | W | 1 - 0 | 14 | 9 | 47.0% |

FC NANTES - GOALS & LEAGUE POSITION

LIGUE 1 CONFORAMA

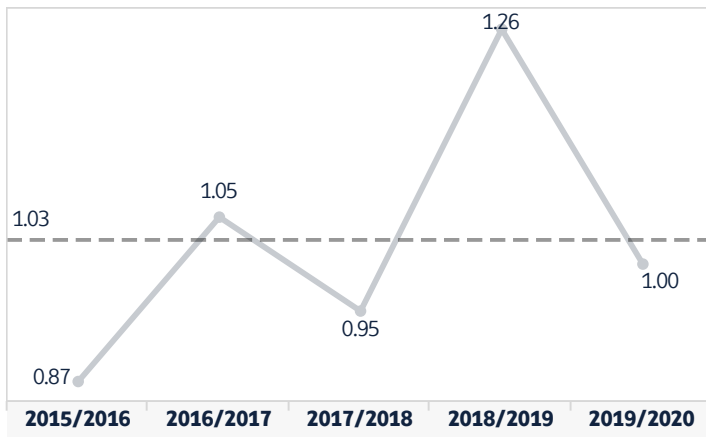


GOAL BREAKDOWN 2019/2020

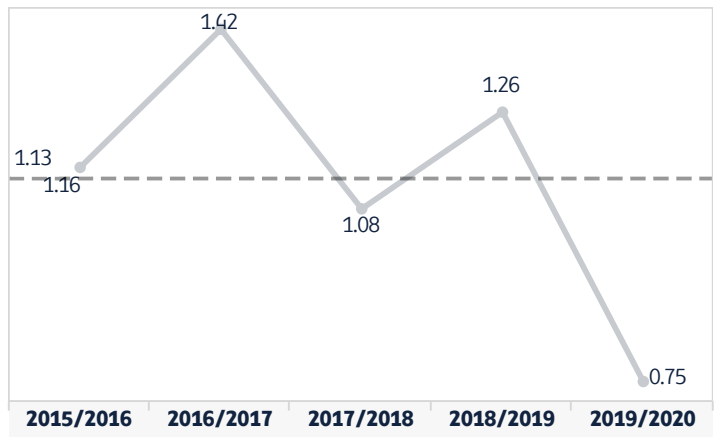
| GOALS PER MATCH | | LEAGUE AVG | GOALS CONCEDED PER MATCH | | LEAGUE AVG |
|-----------------|------|--------------|--------------------------|------|--------------|
| Home | 0.50 | Home 1.50 | Home | 0.00 | Home 0.88 |
| Away | 1.50 | Away 0.88 | Away | 1.50 | Away 1.50 |
| Overall | 1.00 | Overall 1.19 | Overall | 0.75 | Overall 1.19 |

GOALS SCORED & CONCEDED

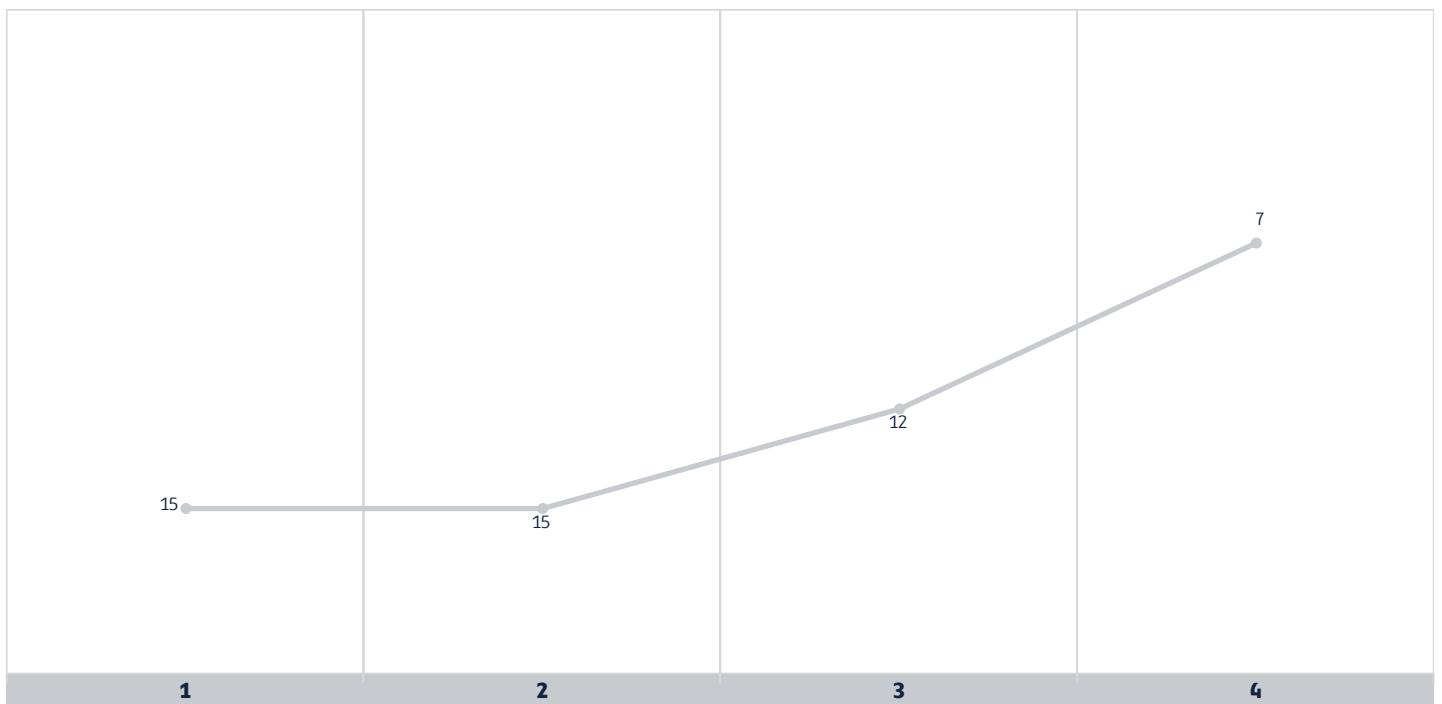
GOALS SCORED PER MATCH SINCE 2015/2016



GOALS CONCEDED PER MATCH SINCE 2015/2016



FC NANTES - LEAGUE POSITIONS BY MATCH DAY 2019/2020



FC NANTES - PLAYER INFORMATION

2019/2020



| Player | Age | Nationality | Games played | Starts | Minutes played | Goals | Assists |
|--------------------|-----|-------------|--------------|--------|----------------|-------|---------|
| Mehdi Abeid | 27 | Algeria | 3 | 3 | 247 | 0 | 1 |
| Dennis Appiah | 27 | France | 0 | 0 | 0 | 0 | 0 |
| Abdoul-Kader Bamba | 25 | France | 4 | 2 | 181 | 0 | 0 |
| Cristian Benavente | 25 | Peru | 1 | 0 | 8 | 0 | 0 |
| Marcus Coco | 23 | France | 1 | 1 | 15 | 0 | 0 |
| Kalifa Coulibaly | 28 | Mali | 4 | 4 | 360 | 1 | 0 |
| Fabio | 29 | Brazil | 4 | 4 | 360 | 0 | 0 |
| Andrei Grotto | 27 | Brazil | 4 | 4 | 360 | 0 | 0 |
| Josue Homawoo | 21 | France | 0 | 0 | 0 | 0 | 0 |
| Rene Krhin | 29 | Slovenia | 0 | 0 | 0 | 0 | 0 |
| Alban Lafont | 20 | France | 4 | 4 | 360 | 0 | 0 |
| Lucas Lima | 27 | Brazil | 3 | 3 | 270 | 0 | 0 |
| Imran Louza | 20 | France | 3 | 3 | 262 | 0 | 0 |
| Samuel Moutoussamy | 23 | France | 3 | 0 | 99 | 0 | 0 |
| Alexandre Olliero | 23 | France | 0 | 0 | 0 | 0 | 0 |
| Nicolas Pallois | 31 | France | 4 | 4 | 360 | 0 | 0 |
| Valentin Rongier | 24 | France | 3 | 3 | 270 | 0 | 1 |
| Moses Simon | 24 | Nigeria | 2 | 1 | 107 | 1 | 1 |
| Abdoulaye Toure | 25 | France | 4 | 4 | 360 | 1 | 0 |
| Charles Traore | 27 | Mali | 3 | 3 | 251 | 0 | 0 |
| Molla Wague | 28 | Mali | 1 | 1 | 90 | 0 | 0 |
| Thody Elie Youan | 20 | France | 0 | 0 | 0 | 0 | 0 |

Manager: Christian Gourcuff

STADE DE REIMS - RECORDS & RESULTS

LIGUE 1 CONFORAMA 2019/2020



RECORDS

| Records | Wins | Draws | Losses | Points | Points / Match |
|---------|------|-------|--------|--------|----------------|
| Overall | 2 | 1 | 1 | 7 | 1.75 |
| Home | 1 | 1 | 0 | 4 | 2.00 |
| Away | 1 | 0 | 1 | 3 | 1.50 |

RESULTS

| Date | MD | H/A | Opponent | Result | Score | Shots | Shots conceded | Possession % |
|----------|----|-----|------------|--------|-------|-------|----------------|--------------|
| 10/08/19 | 1 | A | OM | W | 2 - 0 | 8 | 10 | 39.8% |
| 18/08/19 | 2 | H | Strasbourg | D | 0 - 0 | 11 | 4 | 57.9% |
| 24/08/19 | 3 | A | Brest | L | 0 - 1 | 9 | 8 | 46.2% |
| 01/09/19 | 4 | H | LOSC | W | 2 - 0 | 12 | 10 | 42.3% |

STADE DE REIMS - GOALS & LEAGUE POSTION

LIGUE 1 CONFORAMA

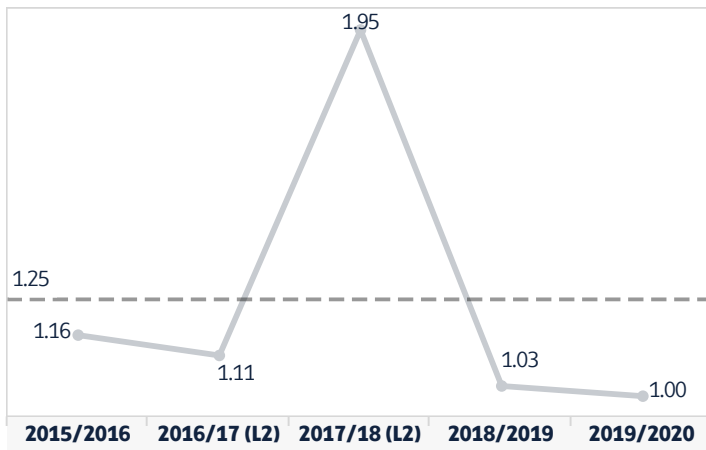


GOAL BREAKDOWN 2019/2020

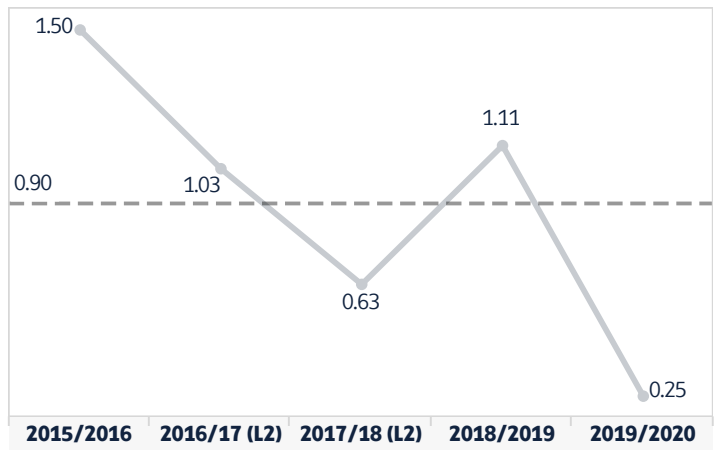
| GOALS PER MATCH | | LEAGUE AVG | GOALS CONCEDED PER MATCH | | LEAGUE AVG |
|-----------------|------|------------|--------------------------|------|------------|
| Home | 1.00 | 1.50 | Home | 0.00 | 0.88 |
| Away | 1.00 | 0.88 | Away | 0.50 | 1.50 |
| Overall | 1.00 | 1.19 | Overall | 0.25 | 1.19 |

GOALS SCORED & CONCEDED

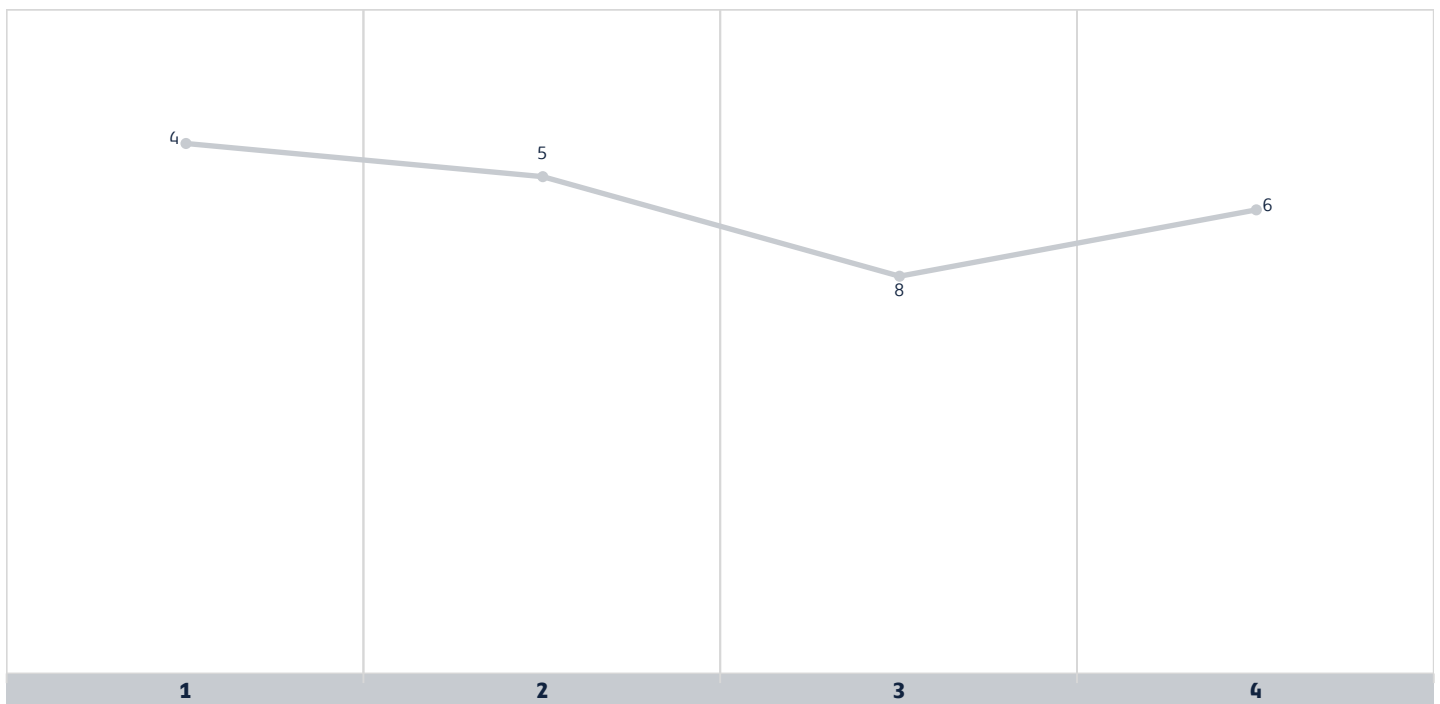
GOALS SCORED PER MATCH SINCE 2015/2016



GOALS CONCEDED PER MATCH SINCE 2015/2016



STADE DE REIMS - LEAGUE POSITIONS BY MATCH DAY 2019/2020



STADE DE REIMS - PLAYER INFORMATION

2019/2020



| Player | Age | Nationality | Games played | Starts | Minutes played | Goals | Assists |
|-------------------|-----|-------------|--------------|--------|----------------|-------|---------|
| Yunis Abdelhamid | 31 | Morocco | 4 | 4 | 360 | 0 | 0 |
| Moreto Cassama | 21 | Portugal | 0 | 0 | 0 | 0 | 0 |
| Xavier Chavalerin | 28 | France | 4 | 4 | 360 | 0 | 0 |
| Boulaye Dia | 22 | France | 4 | 4 | 349 | 1 | 1 |
| Tristan Dingome | 28 | France | 4 | 4 | 286 | 0 | 1 |
| Axel Disasi | 21 | France | 4 | 4 | 360 | 0 | 0 |
| Moussa Doumbia | 25 | Mali | 4 | 4 | 309 | 1 | 0 |
| Thomas Foket | 24 | Belgium | 4 | 4 | 360 | 0 | 0 |
| Hassane Kamara | 25 | Gambia | 2 | 2 | 180 | 0 | 0 |
| Ghislain Konan | 23 | Ivory Coast | 3 | 2 | 185 | 0 | 0 |
| Dereck Kutesa | 21 | Switzerland | 0 | 0 | 0 | 0 | 0 |
| Nicolas Lemaitre | 22 | France | 0 | 0 | 0 | 0 | 0 |
| Dario Maresic | 19 | Austria | 0 | 0 | 0 | 0 | 0 |
| Nolan Mbemba | 24 | France | 0 | 0 | 0 | 0 | 0 |
| Nathanael Mbuku | 17 | France | 4 | 0 | 61 | 0 | 0 |
| Marshall Munetsi | 23 | Zimbabwe | 1 | 0 | 5 | 0 | 0 |
| Timothe Nkada | 20 | France | 1 | 0 | 11 | 0 | 0 |
| Remi Oudin | 22 | France | 4 | 4 | 355 | 1 | 0 |
| Predrag Rajkovic | 23 | Serbia | 4 | 4 | 360 | 0 | 0 |
| Alaixys Romao | 35 | Togo | 4 | 4 | 360 | 0 | 0 |
| Sambou Sissoko | 20 | France | 0 | 0 | 0 | 0 | 0 |
| Hyun-jun Suk | 28 | South Korea | 3 | 0 | 59 | 1 | 0 |

Manager: David Guion

LEAGUE LEADERBOARDS

LIGUE 1 CONFORAMA - 2019/2020

TEAM STATISTICS

| POINTS | | | GOALS SCORED | | | GOALS CONCEDED | | |
|--------|-------------|---|--------------|-------------|----|----------------|-------------|----|
| 1 | Paris SG | 9 | 1 | OL | 10 | 1 | Reims | 1 |
| 2 | Rennes | 9 | 2 | Paris SG | 10 | 2 | OL | 2 |
| 3 | OGC Nice | 9 | 3 | Angers SCO | 8 | 3 | Paris SG | 2 |
| 4 | Angers SCO | 9 | 4 | OGC Nice | 7 | 4 | OM | 3 |
| 5 | OL | 7 | 5 | Nîmes | 6 | 5 | Montpellier | 3 |
| 6 | Reims | 7 | 6 | Rennes | 6 | 6 | FC Nantes | 3 |
| 7 | FC Nantes | 7 | 7 | Bordeaux | 5 | 7 | Rennes | 3 |
| 8 | OM | 7 | 8 | LOSC | 5 | 8 | LOSC | 4 |
| 9 | Toulouse FC | 7 | 9 | FC Metz | 4 | 9 | Bordeaux | 5 |
| 10 | LOSC | 6 | 10 | AS Monaco | 4 | 10 | Brest | 5 |
| 11 | Bordeaux | 5 | 11 | FC Nantes | 4 | 11 | OGC Nice | 5 |
| 12 | Brest | 5 | 12 | Reims | 4 | 12 | Strasbourg | 5 |
| 13 | Nîmes | 4 | 13 | Toulouse FC | 4 | 13 | Toulouse FC | 5 |
| 14 | Montpellier | 4 | 14 | Amiens SC | 3 | 14 | Amiens SC | 6 |
| 15 | FC Metz | 4 | 15 | Brest | 3 | 15 | FC Metz | 6 |
| 16 | ASSE | 4 | 16 | OM | 3 | 16 | ASSE | 6 |
| 17 | Strasbourg | 3 | 17 | ASSE | 3 | 17 | Angers SCO | 7 |
| 18 | Amiens SC | 3 | 18 | Strasbourg | 3 | 18 | Dijon FCO | 7 |
| 19 | AS Monaco | 2 | 19 | Montpellier | 2 | 19 | Nîmes | 7 |
| 20 | Dijon FCO | 0 | 20 | Dijon FCO | 1 | 20 | AS Monaco | 10 |

PLAYER STATISTICS

| GOALS (PENALTY GOALS) | | | ASSISTS | | | TOUCHES / MATCH | | |
|-----------------------|------------------------------|-------|---------|-------------------|---|-----------------|--------------------|-------|
| 1 | Memphis Depay | 4 (0) | 1 | Rayan Ait Nouri | 2 | 1 | Marco Verratti | 111.3 |
| 2 | Victor Osimhen | 4 (0) | 2 | Mathias Autret | 2 | 2 | Marquinhos | 94.8 |
| 3 | Eric Maxim Choupo-Moting | 3 (0) | 3 | Juan Bernat | 2 | 3 | Joachim Andersen | 93.5 |
| 4 | Islam Slimani | 3 (0) | 4 | Pierrick Capelle | 2 | 4 | Thiago Silva | 91.8 |
| 5 | Wylan Cyprien | 3 (3) | 5 | Zinedine Ferhat | 2 | 5 | Dante | 86.3 |
| 6 | Moussa Dembele | 3 (0) | 6 | Wylan Cyprien | 2 | 6 | Youssef Kone | 85.0 |
| 7 | Habib Diallo | 3 (1) | 7 | Thiago Mendes | 2 | 7 | Jason Denayer | 83.8 |
| 8 | Farid El Melali | 2 (0) | 8 | Hamari Traore | 2 | 8 | Abdou Diallo | 82.3 |
| 9 | Angel Di Maria | 2 (1) | 9 | Zeki Celik | 2 | 9 | Pablo | 77.7 |
| 10 | Edinson Cavani | 2 (1) | 10 | Dimitri Lienard | 2 | 10 | Wylan Cyprien | 75.5 |
| 11 | Dario Benedetto | 2 (0) | 11 | Houssem Aouar | 2 | 11 | Laurent Koscielny | 75.0 |
| 12 | M'Baye Niang | 2 (0) | 12 | Stanley N'Soki | 1 | 12 | Mehdi Abeid | 74.0 |
| 13 | Adrien Thomasson | 2 (0) | 13 | Boulaya Dia | 1 | 13 | Patrick Burner | 74.0 |
| 14 | Efthymios Koulouris | 2 (0) | 14 | Eduardo Camavinga | 1 | 14 | Bruno Ecuele Manga | 73.8 |
| 15 | Jean-Victor Makengo | 2 (0) | 15 | Angel Di Maria | 1 | 15 | Jose Fonte | 73.0 |
| 16 | Kevin Denkey | 2 (0) | 16 | Jose Fonte | 1 | 16 | Juan Bernat | 72.8 |
| 17 | Josh Maja | 1 (0) | 17 | Max Gradel | 1 | 17 | Jonas Martin | 72.7 |
| 18 | Ignatius Ganago | 1 (0) | 18 | Ryad Boudebouz | 1 | 18 | Alexander Djiku | 71.3 |
| 19 | Jean Lucas de Souza Oliveira | 1 (0) | 19 | Wahbi Khazri | 1 | 19 | Hiroki Sakai | 70.8 |
| 20 | Boulaya Dia | 1 (0) | 20 | Mehdi Abeid | 1 | 20 | Mexer | 70.8 |

*Minimum 3 matches played